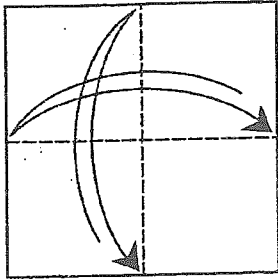
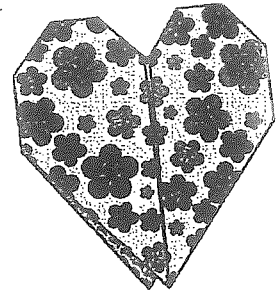
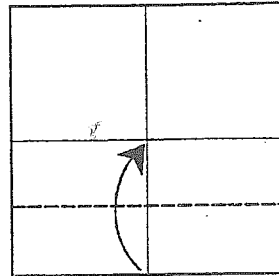


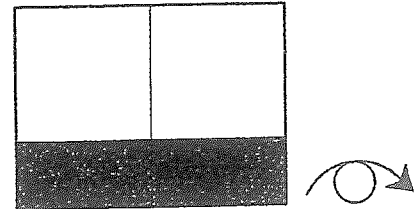
Cœur




1 MARQUER UN PLI HORIZONTAL ET UN PLI VERTICAL.



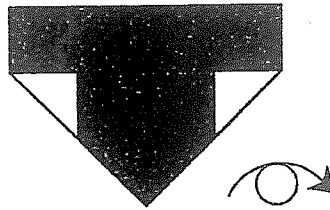
2 PLIER EN VALLÉE VERS LE HAUT.



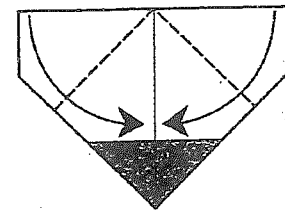
3 RETOURNER LE PLIAGE.




4 PLIER LES POINTES EN VALLÉE VERS LE CENTRE.



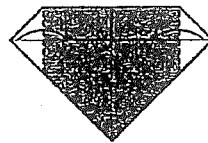
5 RETOURNER LE PLIAGE.



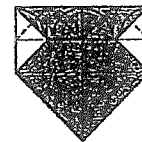
6 PLIER LES POINTES EN VALLÉE VERS LE CENTRE.




7 PLIER VERS LE BAS, SANS PLIER LES TRIANGLES DES CÔTÉS.



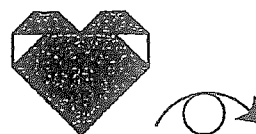
8 PLIER EN VALLÉE VERS L'INTÉRIEUR.



9 PLIER EN VALLÉE VERS LE BAS.



10 PLIER LES POINTES VERS LE BAS.



11 RETOURNER LE PLIAGE.

